

Community Options

118

Children and Adults served



● Children ● Adults

▲ 16 more child respite providers approved

Over the last year there has been a 114% increase in the number of new respite caregivers being screened and approved.

Note: The Outcomes report relates to CARF accredited services only which include: Child and Adult Respite, Supported Independent Living, Community Inclusion and Home Share.

Year in Review

With our funders support Community Options contractors have provided respite for many families, children and adults. Our contractors have also provided stable home environments and community inclusion activities for the children and adults we serve.

100 Contractors providing services



● 1 Icon = 5

2022 - 2023

Our home share and respite providers ensure they provide a welcoming and caring environment that promotes a feeling of safety and security. Consistency in the environment for the person served is key to their health and emotional well being.



61%

Of adults supported in home share have lived with the same providers for more than 5 years.

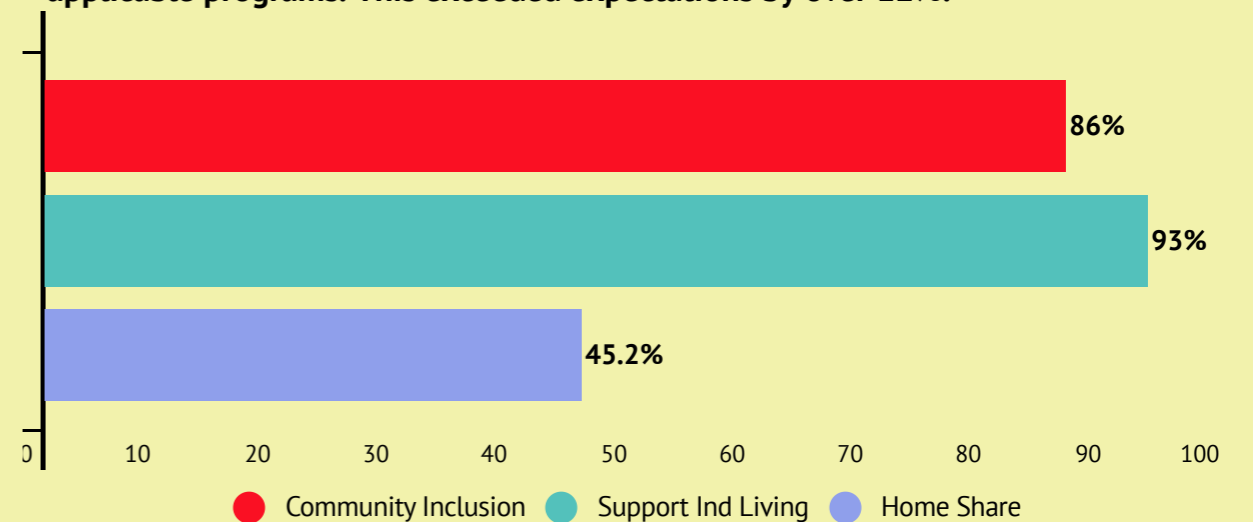


64%

Of children supported have been with the same respite provider for more than 2 years.

75% goals achieved by person served

Person served achieved 75% of their chosen person centred goals across applicable programs. This exceeded expectations by over 12%.



Community Options

Your input

How we heard from you

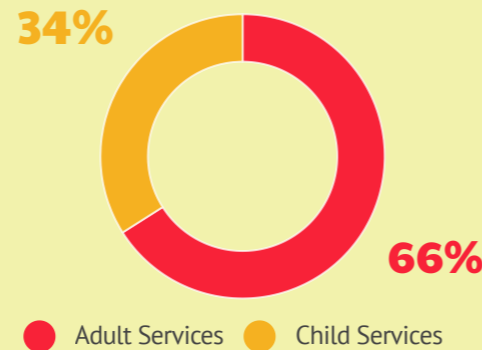
We invited input from all partners within the CARF accredited services. Options for input included: Survey Monkey, Community Options website and in-person meetings.



57 Survey Responses

Who we heard from

We heard from families, contractors and individuals from the children services. Also, we heard from families, contractors and individuals from the adult services.

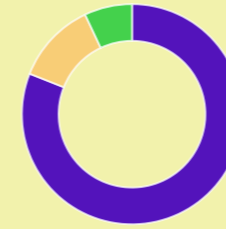


What next

The information we have shared is a sample of the feedback we received from each of our partners involved with Community Options. We will share more detailed information in the coming months with you. Your feedback will help shape how we deliver services in the future.

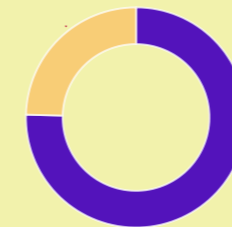
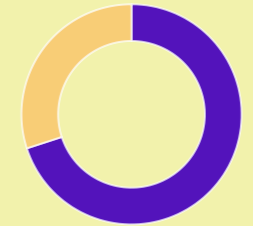
2022 - 2023

What we heard from you



81% of contractors are very satisfied in the **support** provided by Coordinators.

70% of families state the connection between child and caregiver is key to **sustainability** of the match.



92% of families and individuals state the service makes the most impact by developing meaningful **relationships**.

“ I feel I have the **support** needed. I (contractor) am very lucky to have kind people in my life and grateful to Community Options for enabling such a smooth introduction and transition. ”